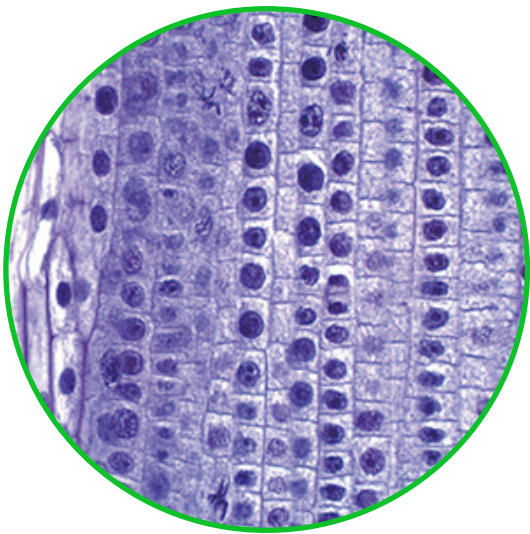


# HS-3 Microscopes

---





# HS-3 Microscope Features

- 1 Ergonomically inclined head with eyetubes at 30° places user in the best working position, creating less tension and fatigue. Binocular head has adjustable interpupillary distance from 50–75mm.
- 2 Sturdy metal frame with carrying handle and cord holder makes this microscope ideal for student environments.
- 3 Double layer mechanical stage 115mm x 125mm.
- 4 N.A. 1.25 Abbe condenser is pre-centered and non-removable to maintain factory preset, making it student-proof. Image contrast is improved with iris diaphragm and filter holder.

Coaxial coarse & fine focus adjustment on both sides of

- 5 microscope frame. Coarse tension is adjustable. Upper limit prevents impact between objective and slide.

LED illumination is a cool, energy efficient, long-lasting bulb. Rechargeable batteries allow cordless or corded microscope operation.

- 6

- 7 Achromatic objective lenses.

- 8 Rheostat control for light intensity control.





# HS-3 Objective Lenses

## Achromatic Objectives

Objective	N.A.
4x	0.10
10x	0.25
40xs	0.65
100xs oil	1.25






# HS-3 Microscope Features

## Mechanical Stage

115mm x 125mm double layer mechanical stage with X and Y adjustments.



## Charging Indicator

Features a light charging indicator that is illuminated green when in normal use and illuminates orange when charging.

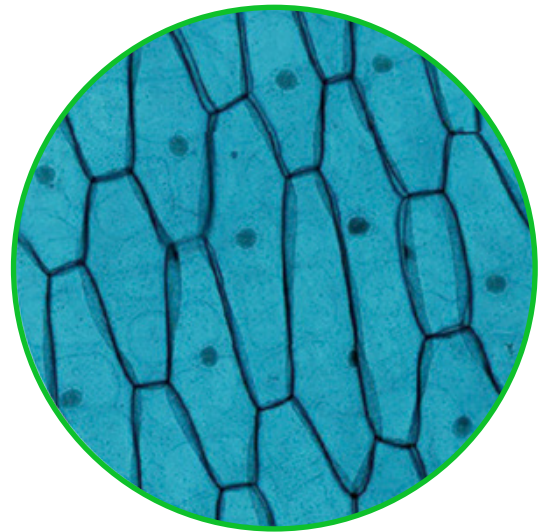


## Cord Holder

A cord holder is located on the back of the microscope. The holder allows for the power cord to be neatly stored when not in use to keep the working environment neat and tidy. This is a great feature when storing microscopes in cabinets or on carts.

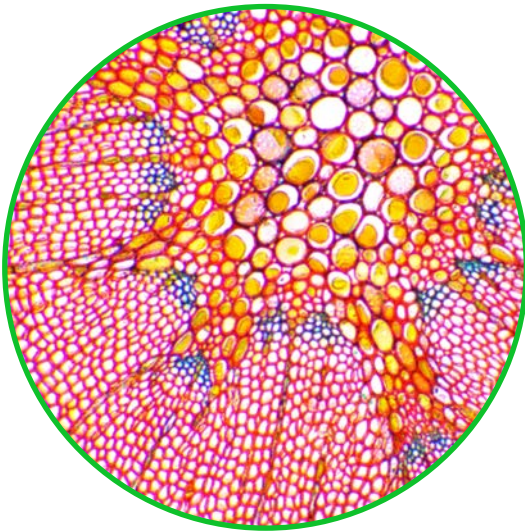


# HS-3 Microscope Models



**HS-3M Monocular**

Monocular model has 30° inclined monocular head.



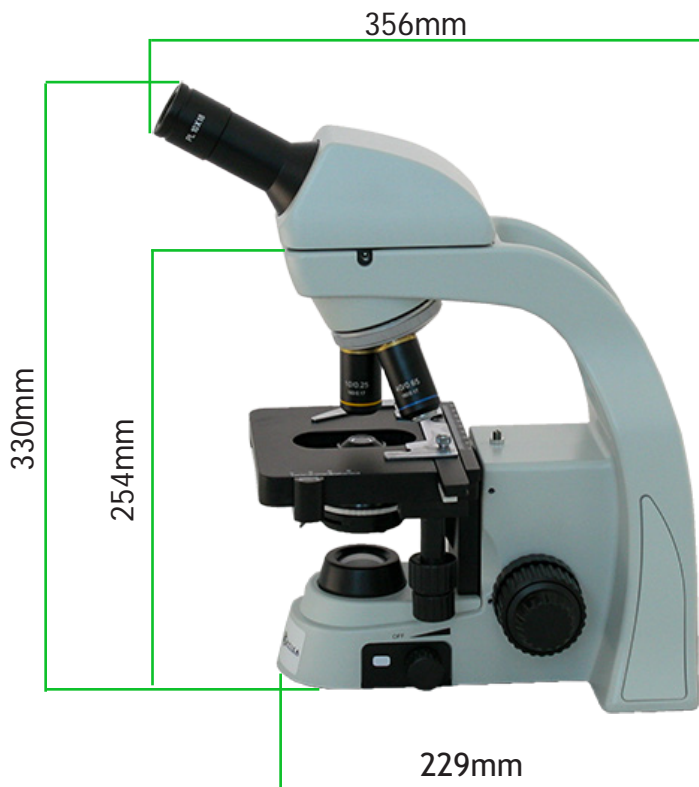
**HS-3B Binocular**

Binocular model has 30° inclined binocular head and interpupillary distance adjustable 50-75mm



# HS-3 Microscope Specifications

Optical System	Finite Color Corrected Optical System
Viewing Head	30° inclined monocular head. 30° inclined binocular head. Interpupillary distance adjustable 50-75mm. Left eyetube is +/-5 diopter adjustable.
Eyepieces	Widefield plan eyepiece PL10x, FN18. Retaining ring available for 19mm diameter reticle.
Objective Lenses	Achromatic 4x, 10x, 40xs, (optional 100xs oil).
Nosepiece	Reversed quadruple nosepiece.
Focus Adjustment	Coaxial coarse and fine focus adjustment with coarse adjustment stop and tension adjustment. Precision 0.002mm.
Stage	115mm x 125mm double layer mechanical stage.
Condenser	N.A. 1.25 Abbe condenser with iris diaphragm and filter holder.
Power Cord Holder	Located on the back of the microscope for housing the power cord when microscope is not in use.
Illumination	2W LED illuminator with rheostat control, 100V~240V. Includes four AA rechargeable batteries and recharger. Operates plugged in or cordless.
Reticles	Variety of 19mm Ø reticles available including: grid, ruler, cross-line, etc. Metric or inches.



info@richter-optica.com  
www.richter-optica.com