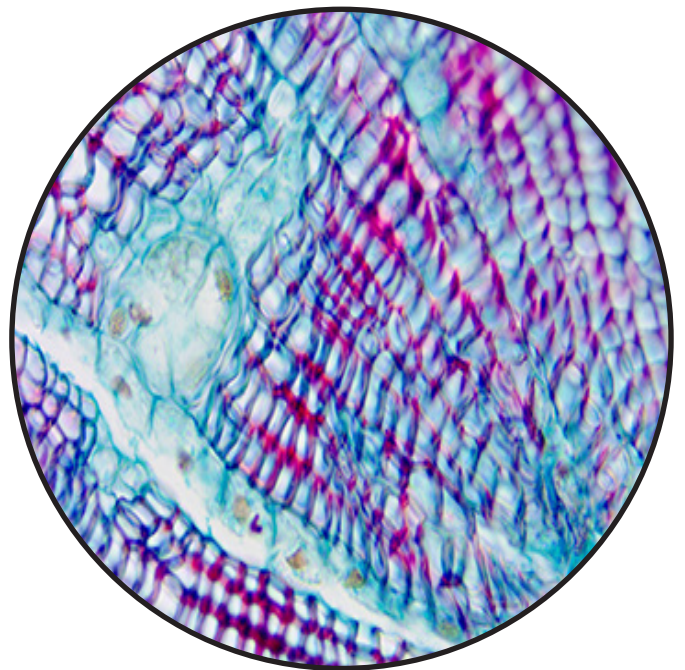



Documentation
Microscope Camera
DCM10 - 10 Megapixels





DCM10 Camera Features

Documentation Camera

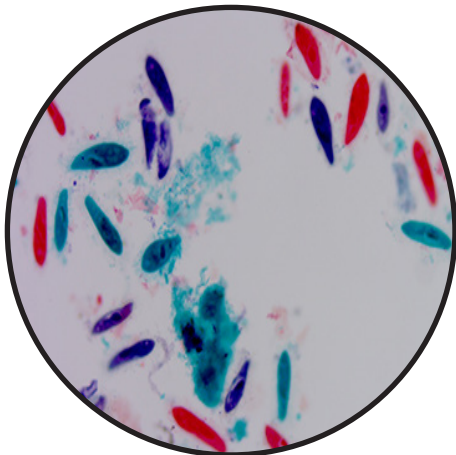


This microscope camera was designed for basic image capture, measurement and documentation purposes.

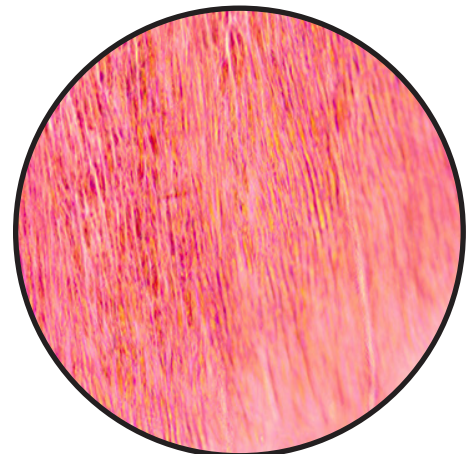
- 10 Megapixels
- USB 3.0 Output
- Includes software
- View live images in software
- Capture & Save Images
- Make measurements

Applications

- Inspection
- Quality Control
- Basic Documentation
- Image Capture
- Measurement



Paramecium



Fish Squama




DCM10 Software Features

Image Capture

Capture both still images and motion video.

- Save images as .tiff, .jpg, .bmp, .png, .dcm, .pcx, .tga.
- Save videos as .wmv, .avi, .h264 & .h265 (.mpeg)



Nylon Fibers

Basic Software Settings

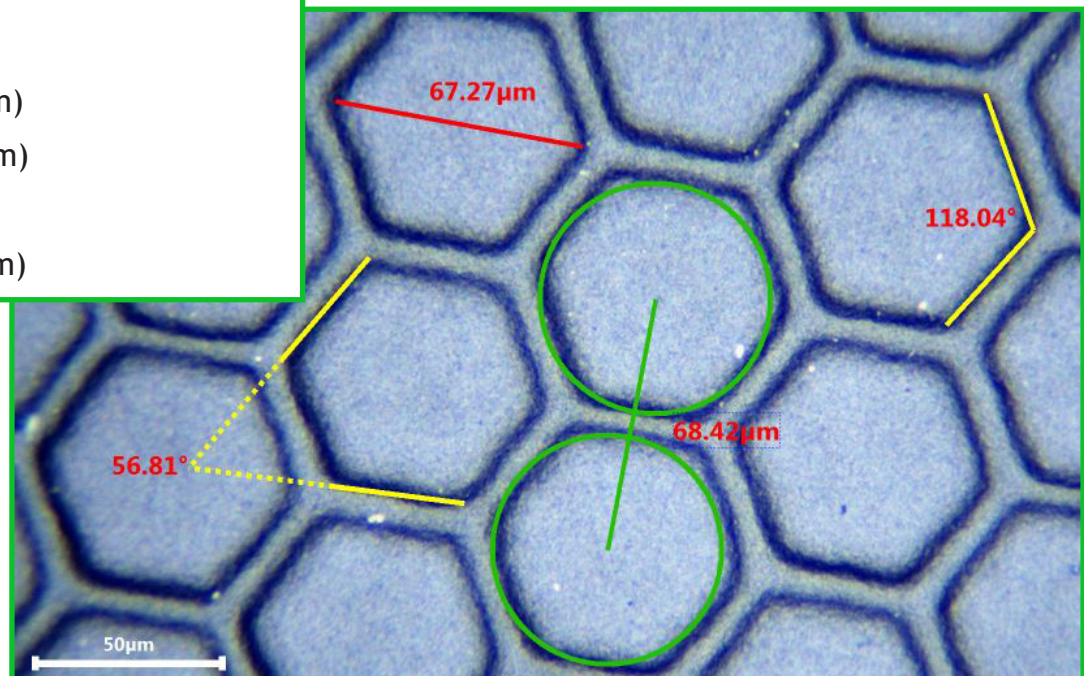
Some of the basic software features include:

- Exposure, Gain, White Balance
- Saturation, Brightness, Contrast, Gamma
- Color Adjustment
- Power Frequency (anti-flicker)
- Frame Rate Setting
- Image Rotation
- Darkfield Correction
- Image Capture
- Video Capture

Calibration

Accurate calibration should be performed on each objective lens with a stage micrometer. If using a stereo microscope click stops are the only way to make accurate, repeatable measurements. Available calibration measurement options include:

- Inches (in)
- Millimeters (mm)
- Centimeters (cm)
- Microns (μm)
- Nanometers (nm)







DCM10 Software Features

Measurement Options

Choose from a large variety of measurement options and tools:

- Angle (3 or 4 points)
- Line
- Parallel
- Two Parallels
- Vertical (3 or 4 points)
- Rectangle
- Ellipse
- Circle
- Annulus
- Arc



Penny, 30x




Penny, 10x



DCM10 Camera Specifications

Image Sensor	1/2.5" (5.68 x 4.26mm) Sony Starvis IMX577(C) CMOS, USB 3.0
Pixel Size	1.55 x 1.55µm
Resolution	3664 x 2748
Frame Rates	8.5fps @ 3664 x 2748
	49fps @ 1832 x 1374
	137fps @ 912 x 686
Binning	2x2, 4x4
Output	USB 3.0
Power	USB Power
USB Controls	White Balance, Auto White Balance, Capture still images or motion video with software, USB works with full use of software on PC or laptop.
Software Features	Image capture, still or motion video.
	Adjustment of white balance, color, frame rate, exposure, gain, flip, sampling, bit depth, ROI, histogram, darkfield correction.
	Annotation
	Measurement and calibration: angles, lines, diameter, polygon, etc.
Operating System for Software (USB)	Windows Linux, Mac OSX. NOTE: Mac OSX software only provides basic image management, no measurement or extended features.
PC Requirements (USB)	CPU equal or greater than Intel Core2 2.8GHz
	Memory: 2GB or more.
	USB 3.0 Port
Operating Temp	-10°C-50°C
Storage Temp	-20°C-60°C
Operating Humidity	30-80%RH
Storage Humidity	10-60%RH
Size	58mm x 58mm x 30mm (2.28" x 2.28" x 1.18"), 1lb.
Connection	C-Mount Threads



info@richter-optica.com
www.richter-optica.com